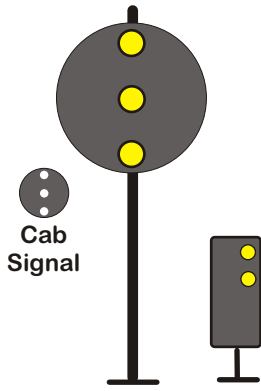
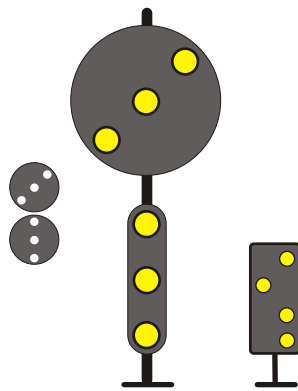


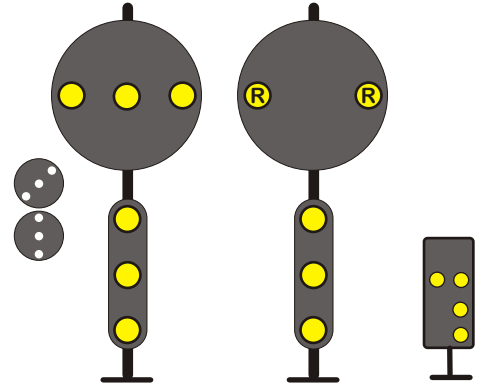
**RULE 280**  
Clear Block



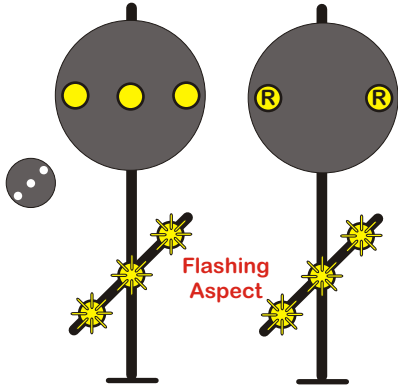
**RULE 281**  
Clear




**RULE 282**  
Approach Medium



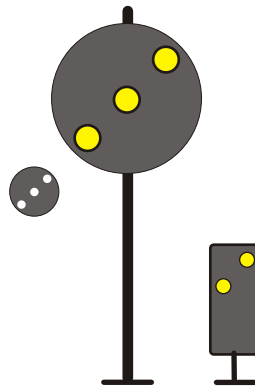
**RULE 283**  
Medium Clear



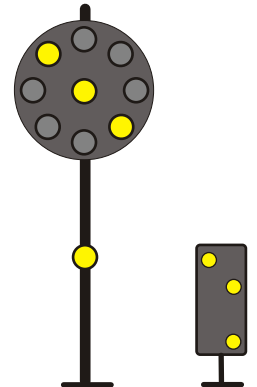
**RULE 283a**  
Medium Apr



**RULE 284**  
Approach Slow



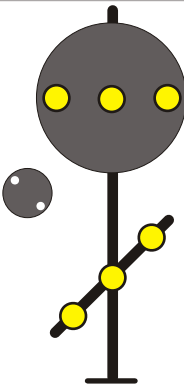
**RULE 285**  
Approach



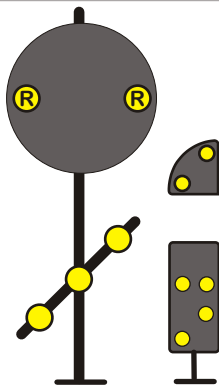
**RULE 285a**  
Caution



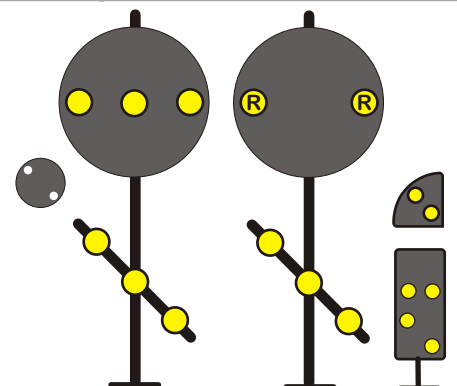
**RULE 287**  
Slow Clear




**RULE 288**  
Slow Approach




**RULE 289**  
Permissive Blk



**RULE 290**  
Restricting



**RULE 291**  
Stop and Proceed  
11NOV2009



**RULE 292**  
Stop  
6JUN2011

# SIGNAL ASPECTS of the PENNSYLVANIA RAILROAD

From rulebook dated October 28, 1956

Semaphore Aspects Not Shown



Take Siding

These Aspects Not Shown in This Rulebook

Phase Break



Thanks to Lin B. For the Rulebook