
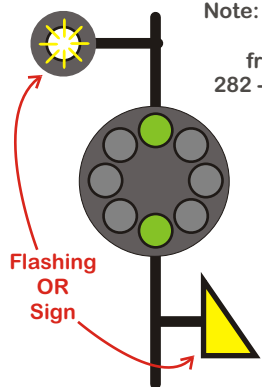


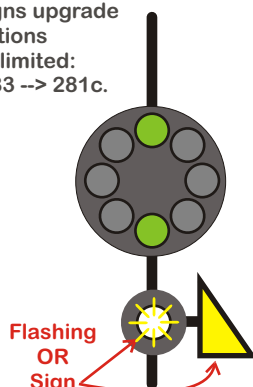
Note: Flashing or signs upgrade signal indications from medium to limited:
282 --> 281b and 283 --> 281c.



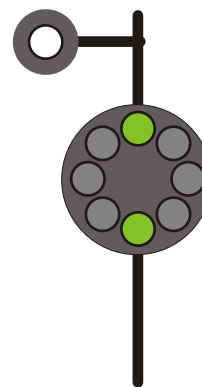
RULE 281
Clear




RULE 281b
Approach Limited



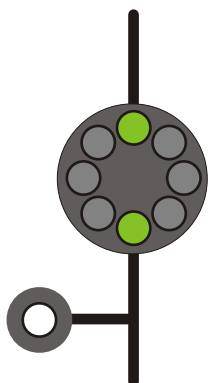
RULE 281c
Limited Clear



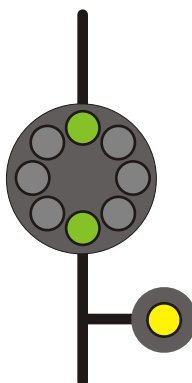
RULE 282
Approach Medium



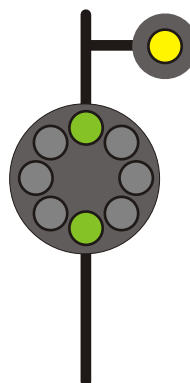
RULE 283
Medium Clear



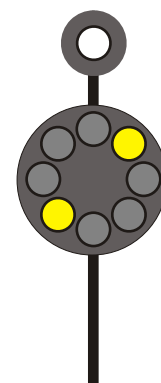
RULE 283a
Medium-Approach Medium




RULE 283b
Medium-Approach Slow



RULE 284
Approach Slow

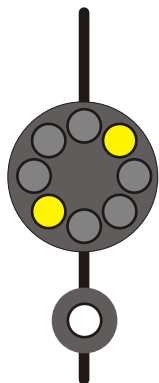


RULE 285
Approach




Does NOT show condition of the track ahead.

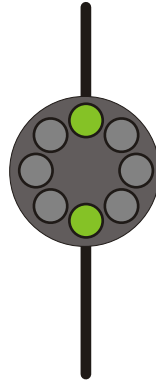
RULE 285a
Distant Signal



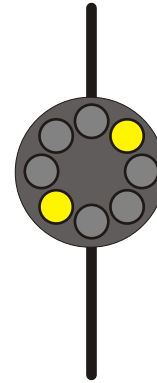
RULE 286
Medium-Approach



RULE 287
Slow Clear

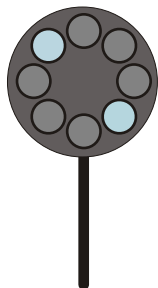


RULE 287a
Slow-Approach Slow

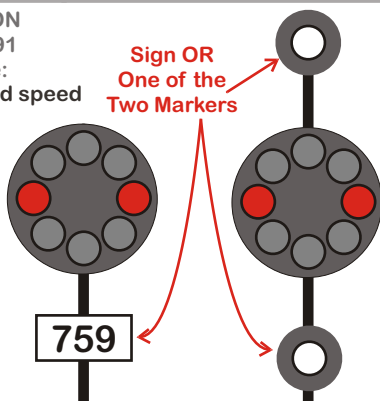


RULE 288
Slow Approach

the INDICATION for 290 and 291 are the same:
Proceed at restricted speed



RULE 290
Restricting

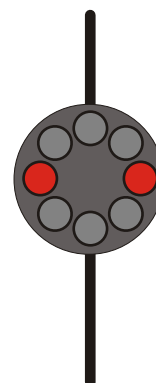


RULE 291
Restricted Proceed

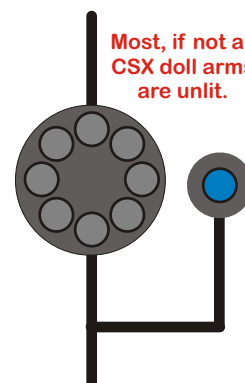
SIGNAL ASPECTS of the B&O RAILROAD

© Todd Sestero
Map may be printed and used for personal use only

RAILROAD SIGNALS of the U.S.



RULE 292
Stop



RULE 296
Doll Arm

Most, if not all CSX doll arms are unlit.

11NOV2009